

Reactivity & Resonance

Dr W Nelson

This article is designed to make the process of the QXCI device more clear. The measurement of Electro Physiological Reactivity (EPR) is clearly documented in energetic medicine. The vast amount of devices use skin impedance or resistance measuring devices. These devices also mostly all use point probes that depend on the therapist to apply to the skin. The application of the point probe is subject to idiomotor or subtle muscle control. This allows the intervention of therapist control of the result. The same idiomotor control that makes the ougi board appear to work, can effect the control of the energetic medical devices. If the point probe is applied slowly the reading will be lower than if the probe is applied quickly. It is the speed of delivery of the probe that controls the result more than the end all pressure. Is all of the use of this field of energetic medicine complete bunk? Even though there is a measure of operator interference, the system was measuring something.

Now the body's reaction or EPR is made up of changes of voltage, amperage and resistance. The perfect measure of EPR then is to measure the changes in the trivector of Amperage, Voltage and Resistance. But by measuring resistance there would be some purposeful measure.

The next difficulty with the antiquated point probe devices was the limitation of the time of the test. The body reaction to items is triggered by an ionic exchange. This is the basis of reaction as electron transport or ionic exchange dictates the reaction. The speed of ionic exchange in the body is approximately 1/100 of a second. The point probes were not able to measure at this speed. The computerized QXCI device is designed to measure the total reaction at biological speeds. But what were the old style point tprobe systems measuring? They were measuring left over resonance of the initial reaction.

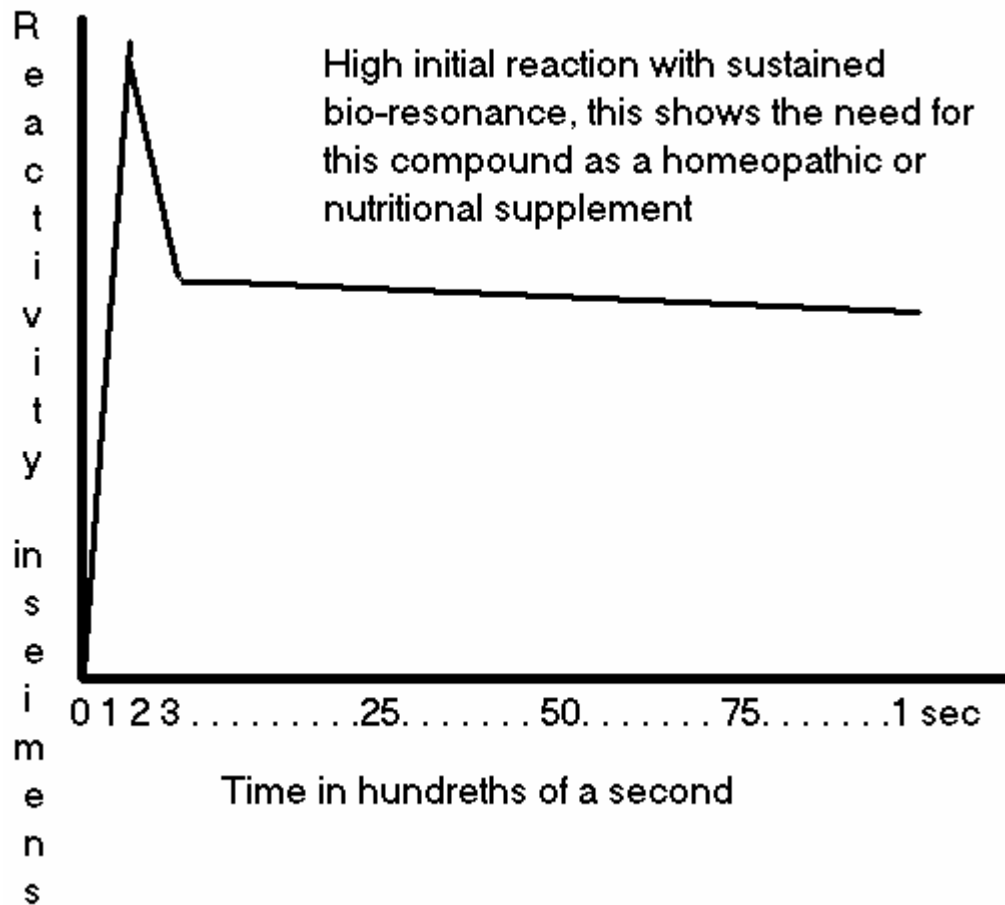
After the body has it's initial reaction, the body will still continue to react to the item for a variety of reasons in a variety of patterns. See diagrams 1-7. In these pictures we see the ways a person could react.

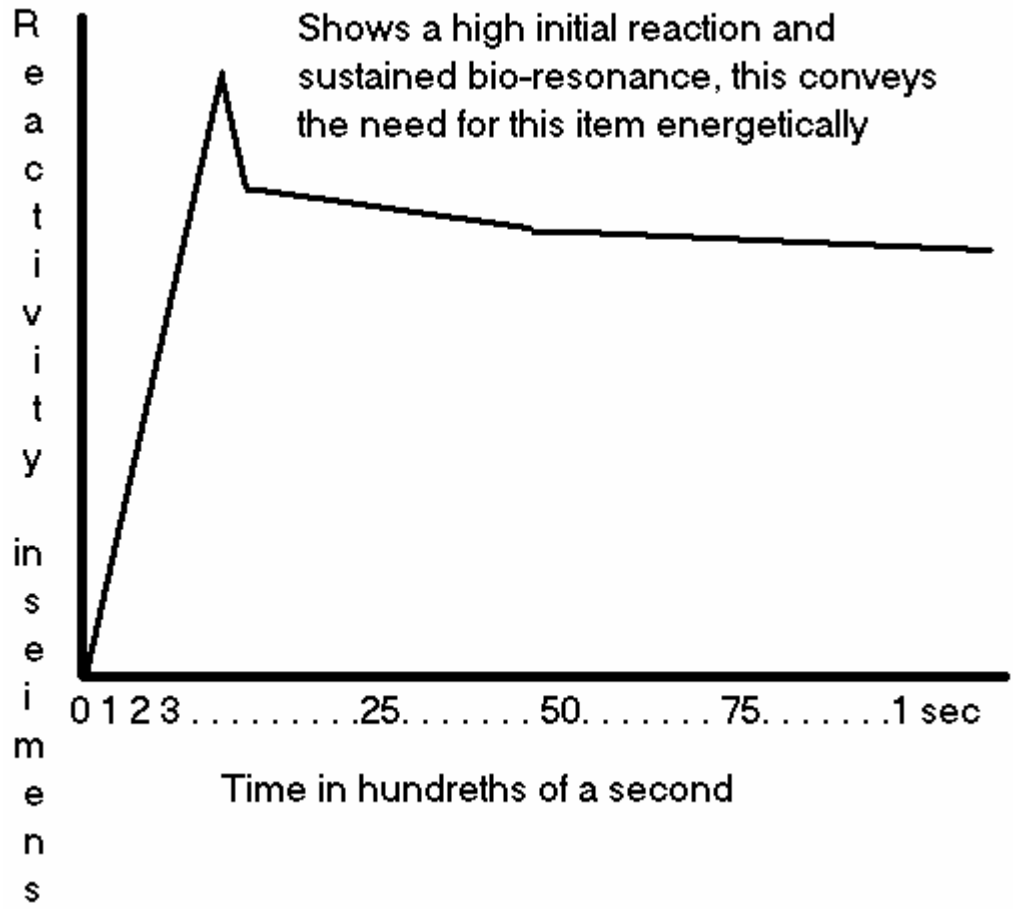
When we perform the Xrroid we are only measuring the initial reaction and thus we can catalog the priority of the initial reaction. To measure the residual resonance would take over one second per item and thus the Xrroid test would take over 6 hours. After the Xrroid test is done, we can use the individual test button to measure any of the single items in the matrix. This test will take about 2 seconds. This will bring up a yellow panel that will display the initial reaction or Reactivity, the Allergic reactivity, and the residual Resonance. The Resonance determines the extent of which a person needs the item in question. The antiquated point probe systems measured only the residual resonance. Where the QXCI device measures both with no operator interference.

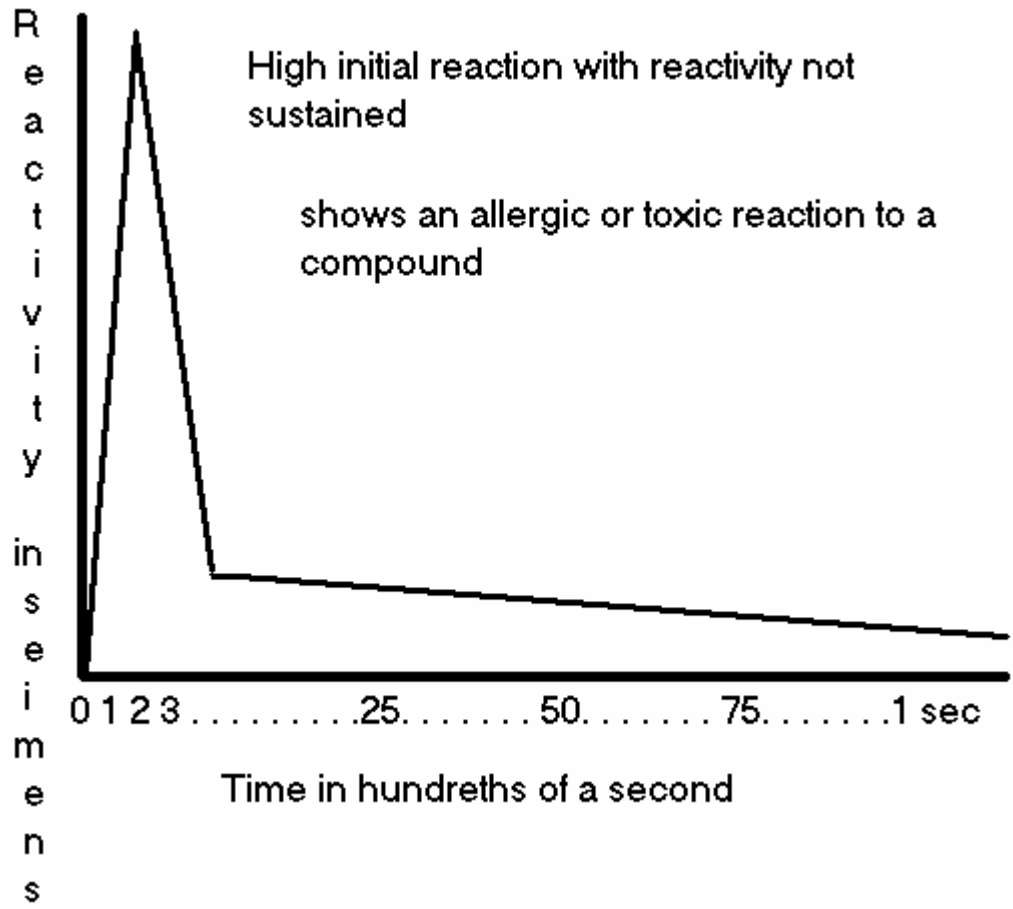
With this in mind I hope that this will help you in using the QXCI system. The following diagrams should help in further understanding this process.

The Coherence measurement is the percentage of how close the signal returns to the signal that is sent. This increases if there is a harmonic reaction of the patient. So any number above 75 indicates a positive reaction.

The Fourier number is the mathematical relationship number of the resulting 7 part harmonic dissection. This is a complicated mathematical concept which does not seem to have any meaning yet, if you find one call us.



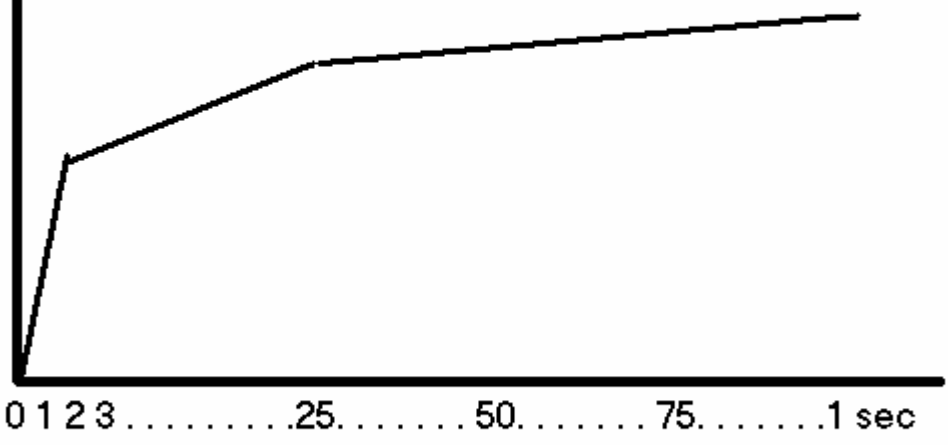




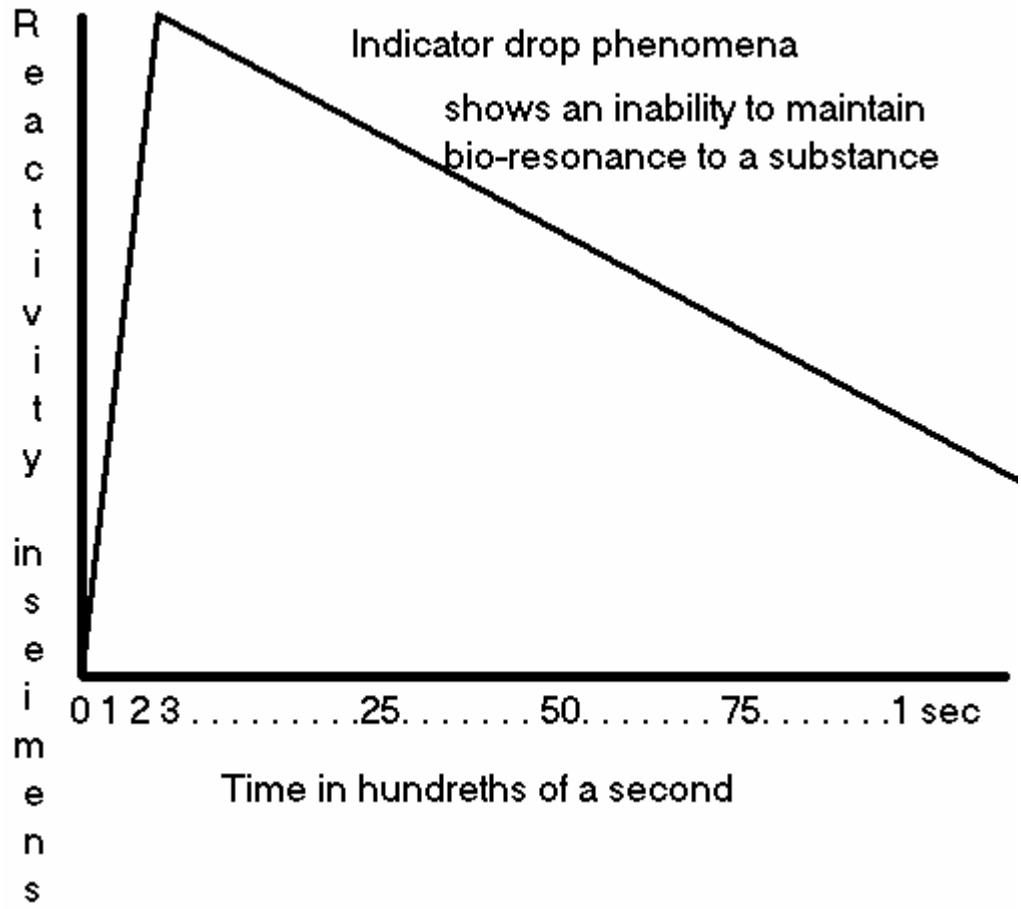
R
e
a
c
t
i
v
i
t
y

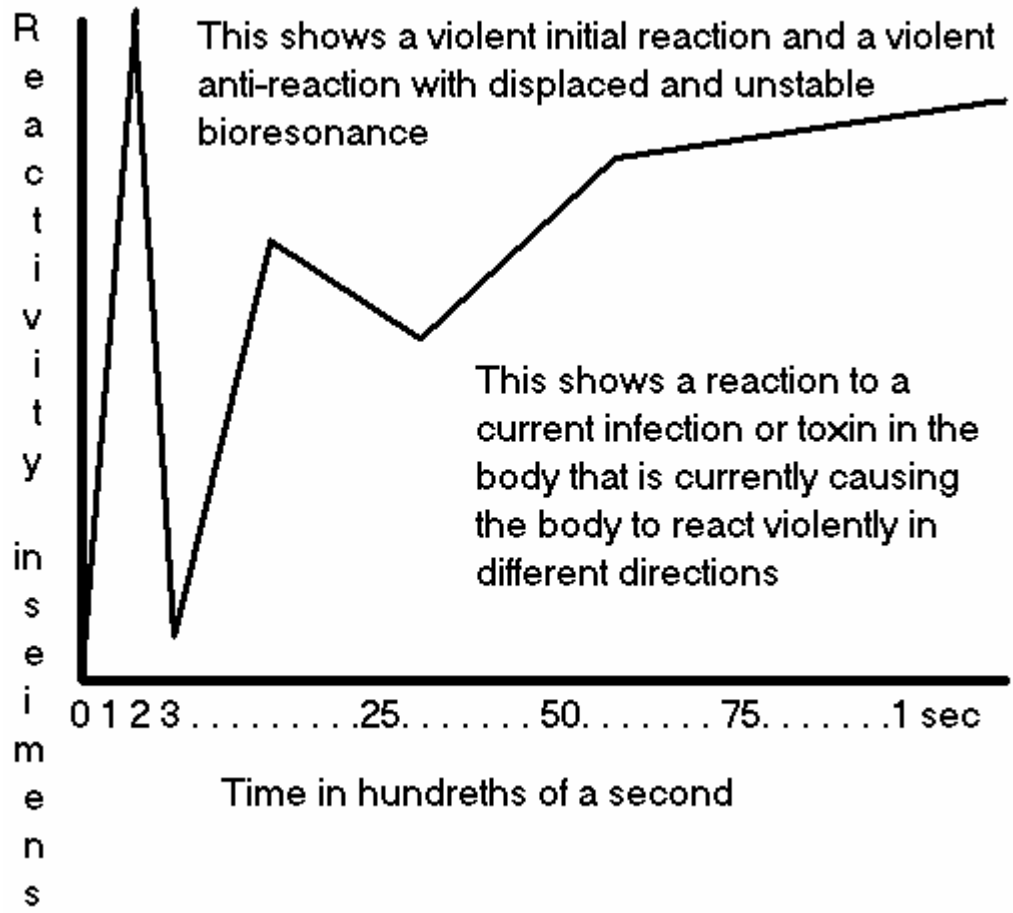
i
n
s
e
i
m
e
n
s

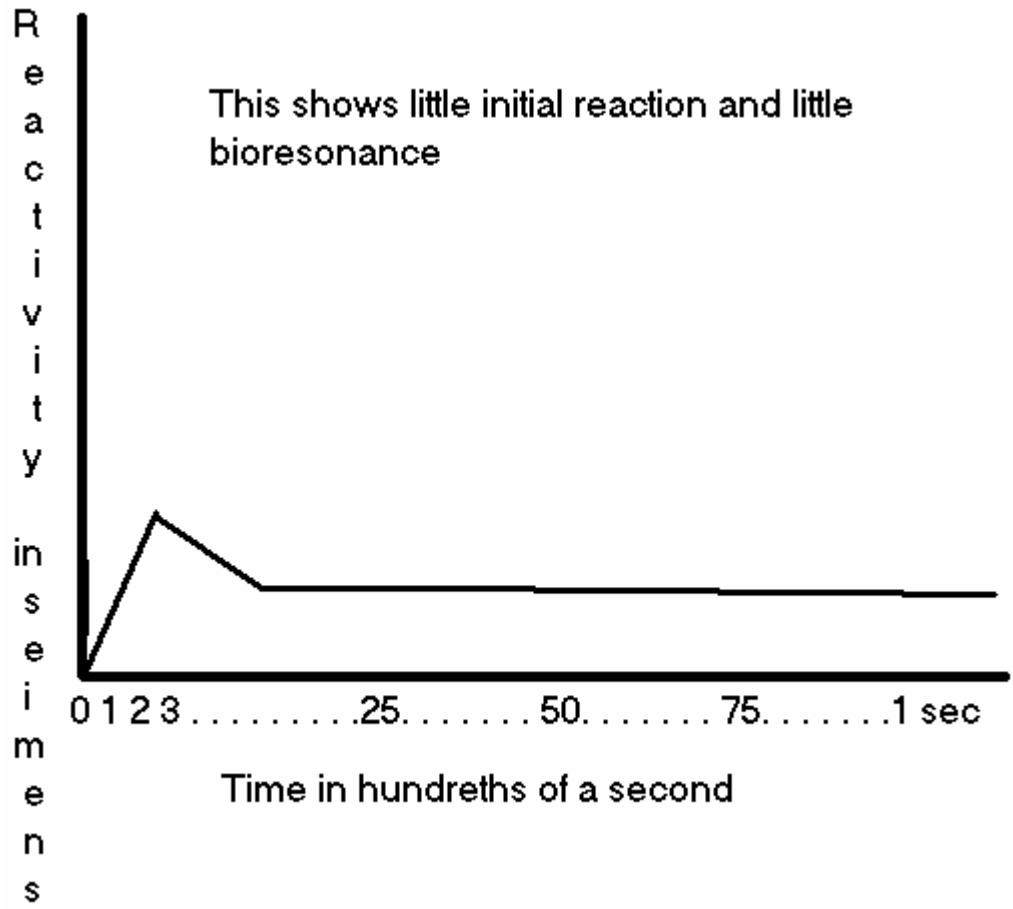
Low or weak initial reaction but resonance to the substance develops an upward trend, this phenomena is rare and shows a weak or toxic system trying to react to the environment, most probably from morphine or opium derivative



Time in hundredths of a second







The Xrroid Effect

The word Xrroid is defined as the testing of a patient Electro Physiological Reactivity to thousands of substances at biological speeds. Biological speeds are defined as those approaching the ionic exchange speed of a persons' electrical reaction to the items in their immediate environment. This is a speed of approximately 1/100 of a second. The Xrroid is the process of measuring a patients' reaction to such items as vitamins, homeopathics, enzymes, hormones, allersodes, isodes, nosodes, etc.

The Xrroid is the invention of Dr. Nelson and was first used in 1985 in the EPFX device of Eclosion. This was registered with the FDA of America in 1989. The process has been greatly advanced technologically in the QXCI device. The Xrroid has been used on millions of patients around the world for over a decade.

The process has been clinically tested with results being published in medical journals and articles being presented in several world wide medical conferences. The users of the systems have sent in thousands of testimonials and reports of dramatic

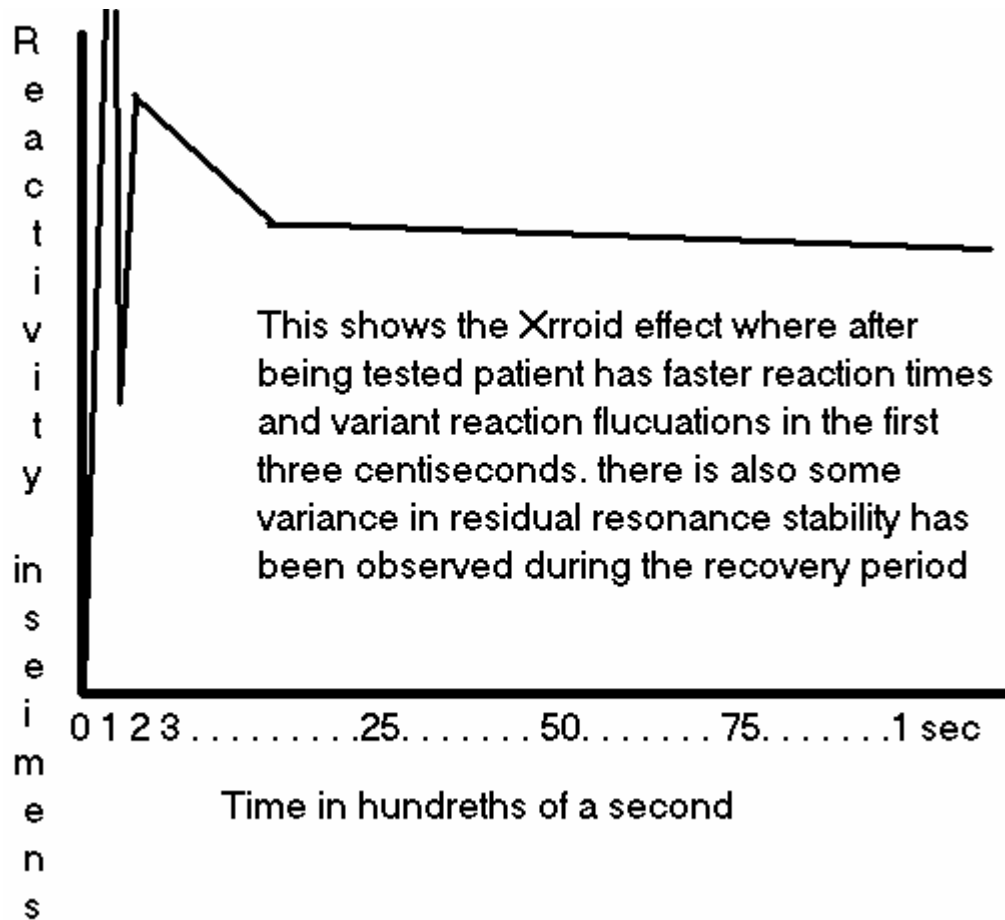
success come in daily. The users use the device as directed, which means seeing a patient once a week at best.

For over a decade occasionally someone with an overly suspicious mind will try to use the device not as directed but on someone repeatedly in the same day. They will check some over and over in the same day. They will report back to us with dismay as that even though the first results are always accurate the second or third results seem to not be. Often these reports come from persons who cling to older technology or have ulterior motives. So often the reports have not been checked. But recently when the Chinese distributor had a similar comment the Chinese representative had an observation. Could it be that the Xrroid test might produce some effect on the EPR of the patient?

The tickle of testing a person to thousands of items at fast speeds seems to promote a increase in the wellness of the EPR field that promotes a change or destabilization in the EPR field of the patient. This will lead to inaccurate Xrroid results for a period of up to 48 hours. So for this time the therapies can be done successfully but the Xrroid will be less accurate.

Patients will have hyper-reactivity states after testing. Some patients report heightened sense of taste, smell, coordination, flexibility, and even ESP. Some are not aware of the difference and their other family members report noticing the change. During this period the Xrroid retesting will often be inaccurate. But therapies can be used during this time. The recovery time appears to vary depending on the patient condition. The recovery time can be from 24 hours minimum to 100 hour maximum.

Our tests have shown that the Xrroid itself has healing effects as patients have improved trivector patterns. Athletes consistently report heightened reflexes, improved coordination, and faster motor skills. After one Xrroid test there are several improvements in clarity of thought process, eye hand coordination, etc. But after two or more Xrroid test a state of hyperactivity can ensue for hours or days. Please keep the Xrroid tests to a minimum. This change in EPR shows just how effective the Xrroid is. I hope this will help the skeptics in properly charting out the challenge of the QXCI. The next diagram notes the variance in the graph after a person was tested by the Xrroid.



So please use the QXCI as directed.

When you see the following this will help you to understand the results.

- RESONANCE If the patient sustains an initial reaction and needs the item.
- COHERENCE Indicates a harmonic attraction for an item.
- REACTANCE How the patient reacts in a short immediate reaction.
- RECTIFIED Indicates that an energetic disturbance has been repaired.
- ALLERGIC Indicates an allergic reaction to the item.